

LINNY'S




Fun

BOOK



Your Touchstone Energy® Partner 

LINNY'S *Safety* MAZE



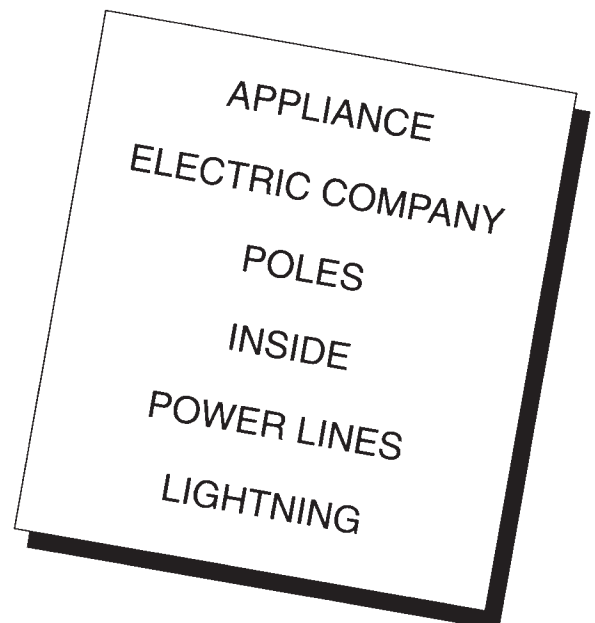
HELP LINNY GET TO THE LINNY MOBILE
And Remember
STAY AWAY FROM FALLEN POWER LINES


Fill-In THE BLANKS



1. If you see a downed power line, call the _____.
2. Never climb power _____.
3. Don't fly your kite near _____.
4. If a power line hits your car, stay _____, unless it catches fire.
5. Find shelter during a _____ storm, and stay away from trees.
6. Never use any electrical _____ in the tub or shower.

Remember –
**PLAY IT
SAFE!!!**





LINNY'S ELECTRICAL SAFETY



WordSearch

CAN YOU FIND THE TEN WORDS BELOW
HIDDEN IN THE BIG BOX?

THEY ARE VERTICAL, HORIZONTAL AND DIAGONAL:

POWER

OUTLET

SAFETY

LIGHTNING

LINNY

ELECTRIC

CURRENT

VOLTAGE

POLE

DANGER

L	R	V	O	L	T	A	G	E	S
N	I	S	P	W	O	E	R	L	A
T	W	G	U	O	E	L	S	E	F
D	R	K	H	S	W	V	O	C	E
A	A	O	U	T	L	E	T	T	T
N	N	G	E	L	N	A	R	R	Y
G	G	U	I	E	V	I	L	I	U
E	E	N	L	A	T	E	N	C	V
R	N	O	T	I	T	R	A	G	A
Y	P	Y	T	N	E	R	R	U	C

Answers on Inside Back Cover

HELP LINNY SOLVE THE *Secret Safety Message*

CHECK THE CODES BELOW FOR THE PROPER LETTERS

♥ ♦ ✂ ♥ 🖐 * ☎ ☆ ✂ + ,

✂ ✓ ↗ ✂ ◆ + ☎ ■ ◆


♥ ■ ☆ ★ + 🖋 ◆ ☆

🖋 🕒 🕒 ✉ ☎ 🖋 ◆ ♥ ✂ +

☆ ✂ ♠ + ✉ 🖋 ☆ ✉ *

+ ■ ☆ + ☎ ♠ ◆ +

■ + * ✂ 🖋 ☆



SECRET CODE

🖋 ◐ ♥ ☆ ✂ + ♠ ♦ ☎ ♣

A B C D E F G H I J

🖐 ✉ ● ◆ ■ 🕒 ▼ ☆ + ↗

K L M N O P Q R S T

+ * * ✓ * *

U V W X Y Z

Connect THE DOTS



To See How Linny Gets Around

PLAY IT SAFE



With Linny The Lineman


COLOR BY NUMBER

1 = Light Green
2 = Dark Green
3 = Orange

4 = Dark Brown
5 = Light Brown
6 = Yellow

7 = Red
8 = Black

CROSSWORD *Puzzle*

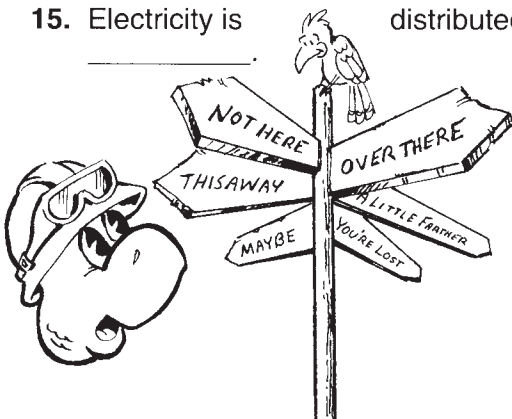


ACROSS

3. Don't plug too many electrical appliances into one _____.
5. Linny lives in an all _____ home.
10. Always follow Linny's _____ tips.
11. _____ is a conductor.
13. Never fly _____ near power lines.
14. Make your home _____ efficient.
15. Electricity is _____ distributed thru a _____.

DOWN

1. Only a lineman should climb a power _____.
2. Never plug in a cord if it is _____.
4. These can fall on power lines.
6. Stay indoors during a _____ storm.
7. Appliances are connected with a _____.
8. Electricity will go to ground with a _____.
9. Your electric cooperative supplies _____.
12. Stay away from downed power _____.





WORD Scramble



UNSCRAMBLE THE WORDS BELOW AND WRITE THE CORRECT WORDS IN EACH BOX. THIS WILL HELP YOU FIND YOUR CO-OP'S SAFETY TIP.

(SCRAMBLED WORDS)

(CORRECTED WORDS)

NTOD


OG

NRAE

NDOWDE

WPREO

ILSEN




WRITE A SENTENCE IN THE BOX USING THE CORRECT WORDS FROM THE SAFETY TIP YOU JUST LEARNED

Rmebmree, ylpa ti fsea!

_____!

Good Job!

Seek AND **FIND**



FIND LINNY.




CIRCLE THE THINGS THAT USE ELECTRICITY.

PUT AN **X** AT THE PLACES THAT ARE DANGEROUS.

LINNY'S FUN BOOK

Answer Page


WORD SEARCH



FILL IN THE BLANKS

1. Electric Company
2. Poles
3. Power Lines
4. Inside
5. Lightning
6. Appliance

CONNECT THE DOTS



SEEK AND FIND

THINGS THAT USE ELECTRICITY

- Iron
- Hot Water Heater
- Fan/Light
- Lights in Bath
- Hair Dryer
- Heater
- TV
- Light in Bedroom
- TV/Stereo Entertainment Center
- Stove
- Toaster
- Microwave
- Blender
- Range Light
- Refrigerator


THINGS THAT ARE DANGEROUS

- Cat on roof touching TV Antenna
- Iron left plugged in
- Too many plug in things in bathroom near water
- Light cord across bedroom door pathway
- Too many plugs in outlet near entertainment center
- Too many plugs in kitchen outlet
- Kitchen cords on the counter

WORD SCRAMBLE

- Don't Go Near Downed Power Lines
- Remember, Play it Safe!

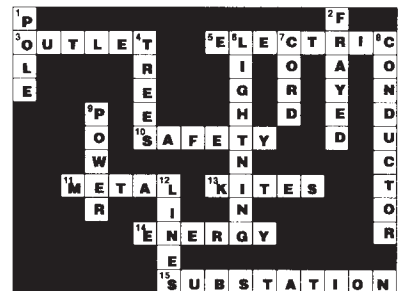
MAZE



LINNY'S SECRET SAFETY MESSAGE

- Check Wires, Extension Cords And Appliances Regularly For Signs of Wear


CROSSWORD PUZZLE



LINNY'S

Safety Tips

- ★ ELECTRICITY WILL GO TO GROUND THROUGH ANY CONDUCTOR: METAL, LIQUID, OR YOU.
- ★ CHECK WIRES, EXTENSION CORDS, AND APPLIANCES REGULARLY FOR SIGNS OF WEAR.
- ★ KEEP LADDERS, KITES, AND TV ANTENNAS AWAY FROM POWER LINES.
- ★ IF YOU SEE A DOWNED POWER LINE, CALL THE ELECTRIC COMPANY.
- ★ NEVER CLIMB POWER POLES, OR FLY KITES NEAR POWER LINES.
- ★ IF A POWER LINE HITS YOUR CAR, STAY INSIDE UNLESS IT CATCHES FIRE. IF YOU MUST GET OUT, BE SURE TO JUMP CLEAR OF THE VEHICLE.
- ★ FIND SHELTER DURING A LIGHTNING STORM: STAY AWAY FROM TREES.
- ★ NEVER USE ANY ELECTRICAL APPLIANCE IN THE TUB OR SHOWER.



Palmetto Electric Cooperative, Inc.

Your Touchstone Energy® Partner 